








-  Montaje
-  Erection
-  Montage
-  Montage
-  Opbouw
-  Erektion
-  Montowanie

Transport





MiDi CRANES LS 15.17 RD

A 3500kg self-erecting and towable crane with the largest and most capacity light vehicle (B+E) on the market and is perfect for builders.

Mechanisms

				1st	2nd	3rd	
m/min				9.3	23	-	
rpm				0.35	0.75	-	
Square 4x4 m	MIN Ballast	Horiz	m/min	11	19	29,5	
			4x4 m	≤500	<325	<175	
		MAX Ballast	Horiz	m/min	11	19	29,5
				kg	≤1500	<750	<500
			15°	m/min	11	19	29,5
				kg	<500	<325	<225
	30°	m/min	11	19	29,5		
		kg	≤800	<500	<350		
	Rectangle 3x4,65 m	MAX Ballast	1/2 JIB	m/min	11	19	29,5
				kg	≤1500	<750	<350
			Horiz	m/min	11	19	29,5
		Kg		≤1000	<500	<350	
15°		m/min		11	19	29,5	
		Kg		≤500	<325	<225	
30°	m/min	11	19	29,5			
	Kg	≤800	<500	<350			
1/2 JIB	m/min	11	19	29,5			
	Kg	≤1000	<500	<350			

	KW	CV
↑	2,20	3,00
↺	0,55	0,75
←	0,75	1,00
↻	1,50	2,00



⊕	230/400V	50 Hz	16 A	4 KVA
---	----------	-------	------	-------

Ballast

KG	RD
FIX	-
EXTRA	800/2800

Load Curves

Ballast	Footprint	JiB	6	7	8	9	10	11	12	13	14	15	16	17
MIN	Square 4x4	Horiz	500	400	350	300	270	250	225	210	195	180	170	160
		Horiz	1500	1250	1080	950	850	775	710	655	610	570	530	510
MAX	Square 4x4	15°	500	500	500	500	500	500	500	500	500	500	500	500
		30°	800	800	800	800	800	800	720	655	600	560		
		1/2 JiB	1500	1410	1230	1100								
		Horiz	1000	850	745	660	595	540	495	460	425	395	370	350
	Rectangle 3x4,65	15°	500	500	500	500	500	500	500	485	450	410	380	350
		30°	500	800	690	610	545	490	450	410	380			
		1/2 JiB	1000	1000	900	800								
		Horiz	1000	850	745	660	595	540	495	460	425	395	370	350



The 1st Choice in Scotland for Crane Sales, Hire, Maintenance & Training.

CALL 0845 410 0061 caledoniancranes.co.uk info@caledoniancranes.co.uk